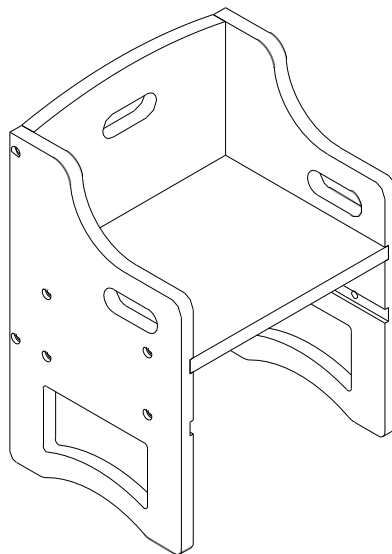


myhappyhelpers

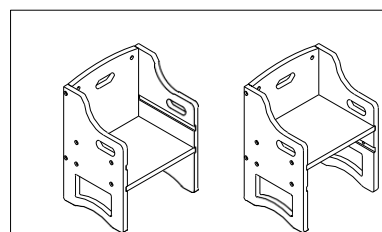
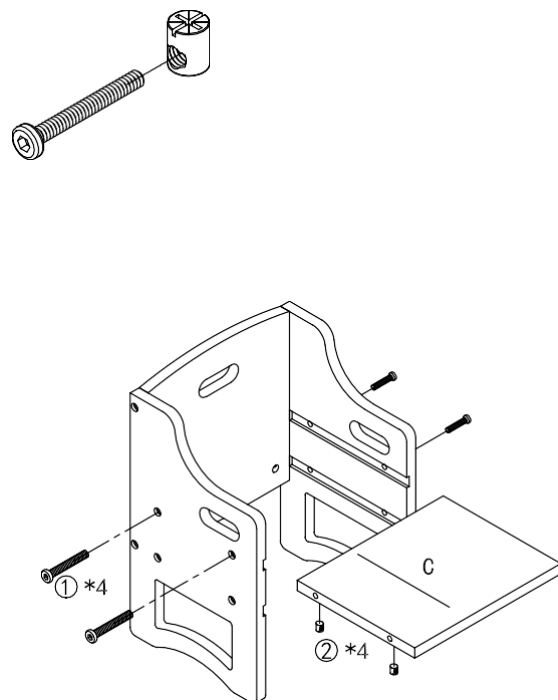
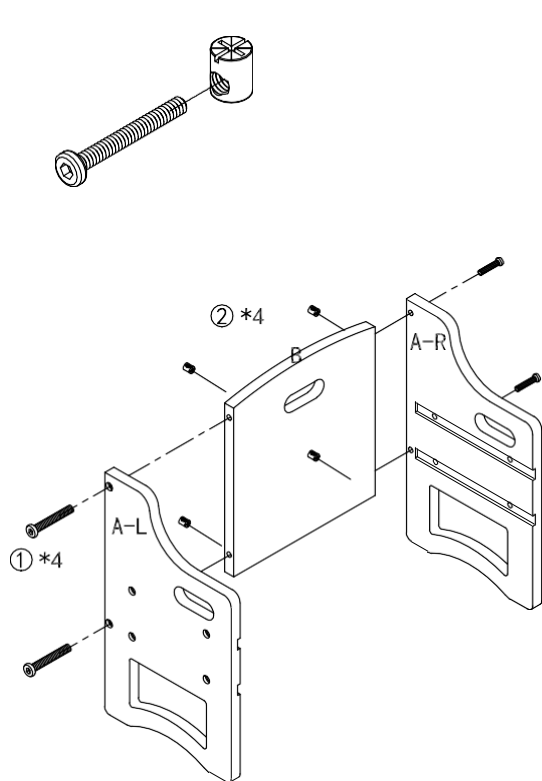
play. create. discover.

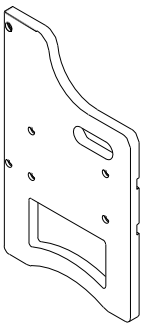
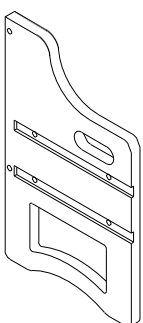
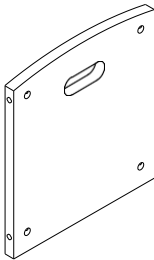
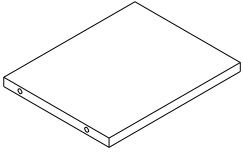
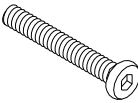

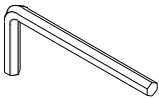
Assembly instruction

These assembly instructions must be read in conjunction with the Addendum to the safety instructions attached. This provides guidance on safety and usage of the product.



ASSEMBLY INSTRUCTION



 <div>A-L</div>	 <div>A-R</div>	 <div>B</div>	 <div>C</div>
1PCS	1PCS	1PCS	1PCS
<div>1</div>  <div>8PCS</div>	<div>2</div>  <div>8PCS</div>	<div>3</div>  <div>1PC</div>	

INSTRUCTIONS FOR USE - IMPORTANT! READ CAREFULLY AND KEEP FOR FUTURE REFERENCE

Manufacturer: My Happy Helpers
Address: 1591, 1007 N Orange Wilmington, DE, New Castle US
19801 Telephone: 1 (800) 458-3750
www.myhappyhelpers.com
Product: Aspire Single Chair
Made in PRC



WARNINGS

- Do not place this product near a window as it can be used as a step by the child and cause the child to fall out the window.
- Strangulation hazard – do not place this product close to components which could present a danger of suffocation such as for example: blind/curtain cords.
- Do not use if any of the components are broken, torn or missing.
- This product must not be used by adults.
- To avoid danger of suffocation, plastic bags and other plastic elements should be removed immediately and kept out of reach of babies and children. Do not use plastic bags or other plastic elements in cribs, beds, carriages or playpens. Plastic bags are not a toy.
- The screws and parts used in assembly are small parts. These must not be accessible to children under 3 years of age.

Product Guidelines

- The product must be assembled by an adult in accordance with the assembly instructions attached.
- Do not over-tighten hardware as this may cause the wood to crack. Do NOT use an electric drill to assemble.
- The product is for domestic and indoor use only.
- The product must only be used on flat surfaces.
- Do not use the product if any part is broken or missing.
- Only use spare parts approved by My Happy Helpers.

Ongoing maintenance of the Product

- Over time and at regular intervals an adult should carry out checks of the product. This at a minimum should include checking the screws for tightness and tighten when required. Care should always be taken to ensure no screws are ever lose because a child could trap parts of their body or clothing (eg strings, necklaces, ribbons for babies' dummies, etc) which could pose a risk of strangulation.

Disposal Instructions

- When the owner decides to disassemble or dispose of this product please ensure that no unreasonable hazards exist at the time this product is discarded.

- When the product is disassembled the screws and parts are small parts. These must not be accessible to children under 3 years of age.